

CURRENT LEAD TIME: APPROX. 12 WEEKS

As of Sept. 24 providing fabric is in stock

FANULI-MADE

100% designed &
manufactured in Australia

AUSTRALIAN SOFA COLLECTION



AN INTERACTIVE PDF TO FIND YOUR DREAM SOFA

BACK TO THE INDEX

SOFA & MODULAR SPEC SHEET

Click the link for all standard dimensions and line drawings for the corresponding sofa to suit your floor plan.

Too high? Too low? Too deep? More scatters? Ask us to customize your chosen units.

BAY

STANDARD DEPTH: 1040mm

STANDARD SOFA SIZES:
315 / 300 / 285 / 270 / **250** / 235 / 225 / 215 / 205 / 92 CHAIR /
SMALL & LARGE OTT SQ. / SMALL & LARGE OTT RECT.

*Available in a range of modular components to suit any space

Sydney (02) 9908 2660 Melbourne (03) 9826 8777 fanuli.com

FANULI-MADE SOFA RANGE

Click the link for further images and details to help you find the perfect style.

FANULI HOME PAGE

Click the link to view our full range

INDEX

FANULI-MADE

BAY

FRANCIS DEEP

ROMI

BELLA

FRANCIS SHALLOW

ROSEY SWIVEL

BOSS

GRACE

ROSSI

CHARLIE

KEELY

SCARLETT

CHLOE

LILY

SHORE

ELLIE

RENN

ZOE

FINISHES

As a family business that has been in operation since 1976, here at Fanuli, we understand there is no machine that can truly replace the beauty of a hand-made product. Crafting raw materials into Fanuli furniture, our artisans approach their design with honesty and inspiration from nature.

Each Fanuli sofa and lounge chair is crafted to order in Australia with the utmost care and precision, all while expressing contemporary ideas through quality materials. Using Australian hardwood frames, our sofas are made to be loved and enjoyed every day, finished with careful detailing that keeps them looking their best for many years.

A look behind the scenes at our Australian-made production facility:

<https://www.youtube.com/watch?v=VpigxWYTfyM&t=5s>



CUSHIONS

Each cushion is constructed using a high resilient, high-density core. Duck feathering is wrapped around the core and in certain areas, high quality down is used, providing a soft feeling for lumbar support. Feathers are sanitised, and quills are cut, then heat-treated. The feather is combined with silicon-coated fibre balls, which repel the feathers, so they don't get entangled, allowing the cushions to maintain their shape for longer.

SUSPENSION

Sofa seat suspension is made using hardened steel springs which do not sag, while coated wire is connected to the springs for even suspension. This mechanism offers support that will withstand heavy use indefinitely, as opposed to inferior products which use webbing that has a much more limited lifespan.

FRAME

All frames are made using certified Victorian ash that have been kiln-dried, then screwed and dowed. Seat boxes are reinforced with right-angle solid blue steel supports. Every hardwood frame is hand-cut and sewn – there is no machinery or computers involved in the process, giving it a truly handcrafted status. All frames come with a lifetime guarantee.

UPHOLSTERY

Each piece of fabric or leather is individually hand-cut to allow for the tolerances and variation of every unique upholstery. No machinery or automated process are used, further exemplifying the 'made by hand' nature of our sofas.

A COMMITMENT TO SUSTAINABILITY

Over 75% of our materials are sourced from Australian suppliers and we are continuing to develop our approach to ethical and responsible sourcing.

We seek accredited certification standards from suppliers for materials where they exist, including those for timber, down, foam and organic cotton.



FOAM

100% of the foam we use is Sustainability Certified.

FEATHER & DOWN

100% of the feather and down used are sourced from certified source: Responsible Down Standard and the Global Organic Textile Standard.

TIMBER

100% of the timber from certified sustainable sources and have maintained a chain of custody accreditation under FSC and PEFC.

COTTON

100% of the cotton used is certified to the Global Organic Textile Standard.



FANULI-MADE

CURRENT LEAD TIME

Approx. 12 weeks (as of Sept. 24) providing fabric is in stock

OPTIONS

All sofas shown are available in a large range of sizes, finishes and configurations

Modular components available on all models and customisation available on request

WARRANTY

10 year structural





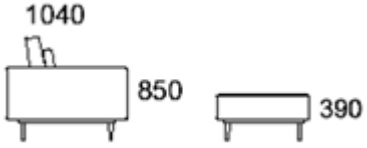
BAY

STANDARD DEPTH: 1040mm

STANDARD SOFA SIZES:

315 / 300 / 285 / 270 / 250 / 235 / 225 / 215 / 205 / 92 CHAIR /
SMALL & LARGE OTT SQ. / SMALL & LARGE OTT RECT.

*Available in a range of modular components to suit any space





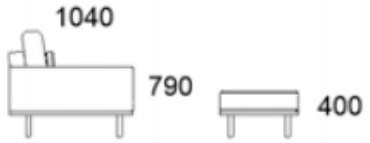
BELLA

STANDARD DEPTH: 1040mm

STANDARD SOFA SIZES:

300 / 285 / 270 / 255 / 245 / 235 / 225 / 215 / 205 / 115 CHAIR /
OTTOMAN SQUARE / OTTOMAN RECTANGLE

*Available in a range of modular components to suit any space



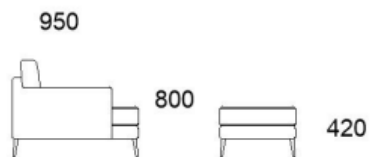
BOSS

STANDARD DEPTH: 950mm

STANDARD SOFA SIZES:

278 / 265 / 248 / 224 / 200 / 179 / 169 /
81 CHAIR / OTTOMAN SQUARE

*Available in a range of modular components to suit any space





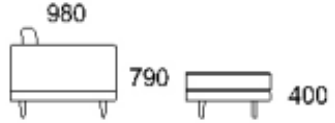
CHARLIE

STANDARD DEPTH: 980mm

STANDARD SOFA SIZES:

290 / 275 / 260 / 250 / 225 / 215 / 205 / 195 / 102 CHAIR /
OTTOMAN SQUARE / OTTOMAN RECTANGLE

*Available in a range of modular components to suit any space





CHLOE



FANULI-MADE



STANDARD DEPTHS: SHALLOW 990mm / DEEP 1040mm

STANDARD SOFA SIZES:

304 / 289 / 274 / 259 / 248 / 238 / 228 / 218 / 208 / 198 / CHAIR TBA
OTTOMAN SQUARE / OTTOMAN RECTANGLE

*Available in a range of modular components to suit any space

*Available in 185 & 205 sofa bed





ELLIE

STANDARD DEPTHS: SHALLOW 950mm / DEEP 1000mm

STANDARD SOFA SIZES:

297 / 282 / 267 / 252 / 241 / 231 / 221 / 211 / 201 / 110 CHAIR /
OTTOMAN SQUARE / OTTOMAN RECTANGLE.

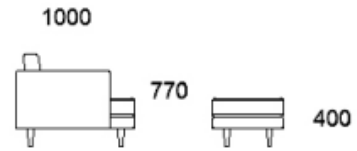
*Available in a range of modular components to suit any space





FANULI-MADE

FRANCIS DEEP



STANDARD DEPTH: 1000mm

STANDARD SOFA SIZES:

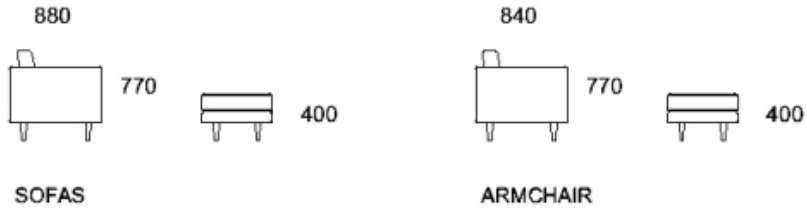
300 / 278 / 265 / 250 / 235 / 225 / 195 / 180 / 170 / 91 CHAIR /
OTTOMAN SQUARE / OTTOMAN RECTANGLE

*Available in a range of modular components to suit any space





FRANCIS SHALLOW



STANDARD DEPTH: 880mm

STANDARD SOFA SIZES:

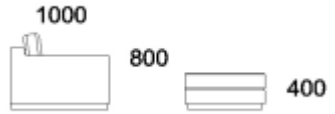
300 / 278 / 265 / 250 / 235 / 225 / 195 / 180 / 170 /
91 CHAIR / OTTOMAN

*Available in a range of modular components to suit any space





GRACE



STANDARD DEPTH: 1000mm

STANDARD SOFA SIZES:

295 / 265 / 241 / 206 / 186 / 107 CHAIR /
SMALL & LARGE OTT SQ. / SMALL & LARGE OTT. RECT.

*Available in a range of modular components to suit any space
*Available in 185 & 205 sofa bed





KEELY

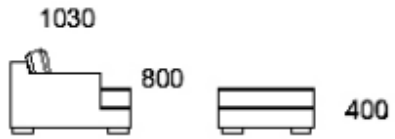
STANDARD DEPTHS: SHALLOW 980mm / DEEP 1030mm

STANDARD SOFA SIZES:

305 / 290 / 275 / 260 / 245 / 235 / 225 / 215 / 205 / 195 / 102 CHAIR /
OTTOMAN SQUARE / OTTOMAN RECTANGLE

*Available in a range of modular components to suit any space

*Available in 185 & 205 sofa bed





LILY MODULAR

STANDARD DEPTHS: 950mm, 990mm, 1030mm, 1150mm, 1400mm

STANDARD MODULAR UNITS:



****Unit widths vary from 970mm wide – 1650mm wide****





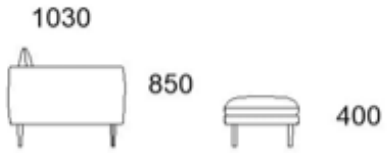
RENN

STANDARD DEPTH: 1030mm

STANDARD SOFA SIZES:

280 / 265 / 250 / 230 / 215 / 205 / 195 / 92 CHAIR /
OTTOMAN SQUARE / OTTOMAN RECTANGLE

*Available in a range of modular components to suit any space





ROMI

FANULI-MADE



STANDARD DEPTH: 1000mm

STANDARD SOFA SIZES:

280 / 265 / 250 / 230 / 215 / 205 / 195 / 92 CHAIR /
OTTOMAN SQUARE / OTTOMAN RECTANGLE

*Available in a range of modular components to suit any space

*Available in 185 & 205 sofa bed



ROSEY SWIVEL



TUB SWIVEL CHAIR DIMENSIONS:
800mm wide x 900mm deep x 750mm high
With 410mm seat height

OTTOMAN DIMENSIONS:
700mm wide x 500mm deep x 390mm high

FANULI-MADE





ROSSI



STANDARD DEPTH: 1030mm

STANDARD SOFA SIZES:

280 / 265 / 250 / 230 / 215 / 205 / 195 / 92 CHAIR /
OTTOMAN SQUARE / OTTOMAN RECTANGLE

*Available in a range of modular components to suit any space

FANULI-MADE





SCARLETT (LOOSE COVER)



STANDARD DEPTH: 1000mm

STANDARD SOFA SIZES:

290 / 275 / 260 / 245 / 230 / 210 / 190 / 91 CHAIR /
OTTOMAN SQUARE / OTTOMAN RECTANGLE

*Available in a range of modular components to suit any space

*Available in 185 & 205 sofa bed

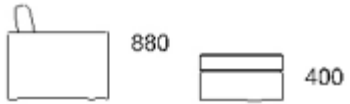




FANULI-MADE

SHORE (LOOSE COVER)

950 CHAIR
1000 SOFA



STANDARD DEPTH: 1000mm

STANDARD SOFA SIZES:

300 / 285 / 270 / 255 / 240 / 225 / 215 / 205 / 195 / 85 CHAIR /
OTTOMAN SQUARE / OTTOMAN RECTANGLE

*Available in a range of modular components to suit any space

*Available in 185 & 205 sofa bed





ZOE MODULAR

970 / 1000



TWO DEPTH OPTIONS: 970mm & 1000mm

Sectional & available in a range of component sizes to suit any space





Clear




Light Walnut



Dark Walnut




Walnut



Chocolate



Mocha



Black

TIMBER LEG STAIN FINISHES

These images are used as a guide only, please refer to the physical timber samples for an exact colour match



FANULI
EST. 1976
MADE IN AUSTRALIA

Sydney (02) 9908 2660

Melbourne (03) 9826 8777

FANULI-MADE



fanuli.com

Handcrafted to last a lifetime

Our Fanuli-Made Sofa Collection offers high quality contemporary, Australian-made furniture with a relaxed sensibility that can be tailor made to suit any space.

For further information, please contact Ciaran and Joseph at the Sydney Contract Division.

FANULI SYDNEY

02 9908 2660
269 Military Rd, Cremorne 2090

FANULI MELBOURNE

03 9826 8777
681 Chapel St, South Yarra 3141

