

BONALDO

James bench

Designer: **Sergio Bicego**

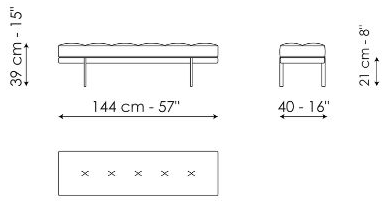


The ideal accessory to go with the double bed from the same family, the style of the James bench is inspired by the typical elegance of 1950s design, in particular the sophisticated detail of the stitching and needlework on the upholstery of the padded seat. The stylistic theme of the seat is counterpointed by the minimal and rigorous design of the

metal base, which is punctuated by the clear distinction between the load-bearing surface and the four exposed cylindrical legs. It is a skilful interplay of proportions, languages, materials and formal references that go beyond stylistic conventions.



Data sheet



James bench

Width: 144cm

Depth: 40cm

Height: 39cm

Finishes

BASE

Plus Metal



Painted metal
Mat bronze




Painted metal
Mat lead




Painted metal
Mat pearl gold


Metal




Painted metal
Supreme anthracite



Painted metal
Mat black



Painted metal
Mat white



Painted metal
Mat dove grey

Materials, fabrics, leathers, colors and finishes are approximate and may slightly differ from actual ones. You can find the complete collection of Bonaldo fabrics and leathers on the website

