



Chest of drawers completely made of solid wood, with a wide work surface and drawers assembled with dovetail joints. Solid wood feet raise the unit from the ground.

**STANDARD COMPOSITION:** 10 DRAWERS - 1 PULL-OUT SHELF IN BEECHWOOD

**ADDITIONAL ACCESSORIES:** SEE TECHNICAL NOTES

**STANDARD VERSION:** DRAWERS WITH HANDLES 14.01.1, ON METAL RUNNERS

CODE	SIZE	A1	A2	A3	A4
COBLENZA	W.239 x D.75 x H.91,5	■	■	■	■

**AVAILABLE FINISHES:**

**A1:** walnut without knots, walnut with knots, elm

**A2:** oak without knots, oak with knots, cherry, maple

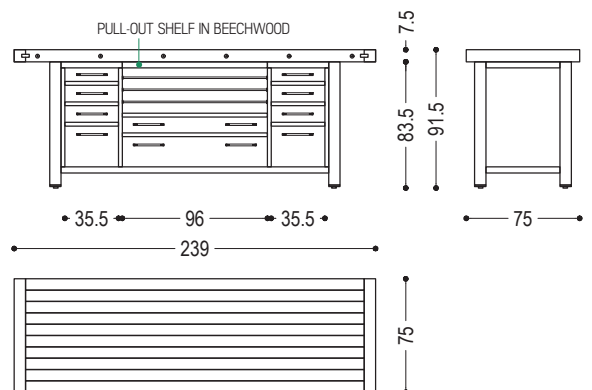
**A3:** oak without knots finish: whitened, mystic black, neutro

oak with knots finish: whitened, mystic black, neutro

**A4:** oak without knots pigmented: ash grey, white milk, total black

oak with knots pigmented: ash grey, white milk, total black

N.B.: pigmented surfaces only outside, inside oak



## WOOD

A1



walnut without knots



walnut with knots



elm

A2



oak without knots



oak with knots



cherry



maple

A3



oak without knots finish:  
whitened



oak without knots finish:  
mystic black



oak without knots finish:  
neutro



oak with knots finish:  
whitened



oak with knots finish:  
mystic black



oak with knots finish:  
neutro

A4



oak without knots pigmented:  
ash grey



oak without knots pigmented:  
white milk



oak without knots pigmented:  
total black



oak with knots pigmented:  
ash grey



oak with knots pigmented:  
white milk



oak with knots pigmented:  
total black

# PIECES OF FURNITURE | TECHNICAL NOTES

## DOORS AND DRAWERS OPENING SYSTEM

Add the following surcharge in case of non-standard opening system for drawers and doors.

SURCHARGE (price for one door/drawer)	
push-pull system	■
grooved handle	■

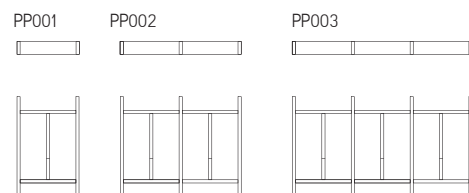
## CUTLERY TRAY

Trays can be customized upon request: feasibility and surcharge need to be confirmed by our sales department.  
Available finishes: walnut, oak, cherry, maple and elm.

CUTLERY DIVIDERS	
PP001 - for drawer W. 30 cm	■
PP002 - for drawer W. 60 cm	■
PP003 - for drawer W. 90 cm	■

### N.B.:

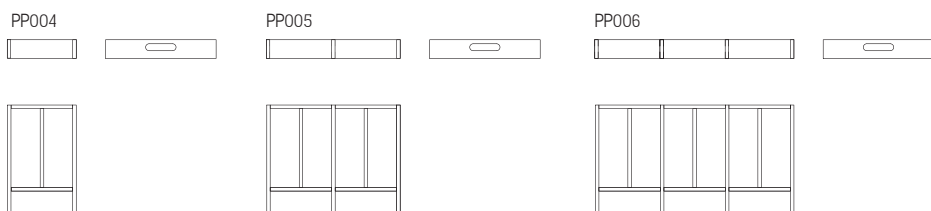
Cutlery dividers laid in the drawer.



CUTLERY TRAY	
PP004 - for drawer W. 30 cm	■
PP005 - for drawer W. 60 cm	■
PP006 - for drawer W. 90 cm	■

### N.B.:

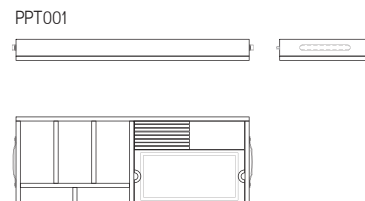
Cutlery tray with lateral handles for easy use.



CUTLERY TRAY WITH CUTTING BOARD	
PPT001 - for drawer W. 60 cm	■

### N.B.:

Cutlery tray with lateral handles for easy use, composed by: cutlery dividers, beech cutting board and knives holder.



TRAY FOR FAR EAST ACCESSORIES	
SS001 - for drawer W. 60 cm	■

### N.B.:

Set with dividers for far east kitchen with lateral handles for easy use.



## DRAWER DIVIDERS

### WINE SET

Set for drawer with accessories for wine tasting (professional corkscrew, spare tips, steel cap, thermometer, pourer, drip ring, foil cutter).

Size W.29,5 x D.22,5 cm.

WINE SET	
walnut/oak	■
teak	■



### SPIRITS SET

Set for drawer with accessories for spirits tasting (4 small glasses and 4 marble chilling cubes).

Size W.20 x D.22,5 cm.

SPIRITS SET	
walnut/oak	■



## BOTTLE SPACES

Wooden grid for space with size W.56 x H.35 cm; depth of the grid around 33 cm.

Characterized by 9 spaces around 9x9 cm each, for bottles positioned horizontally, and one vertical module around W.19 x H.31 cm.

The grid can be customized upon request: feasibility and surcharge to be confirmed by our sales department.

BOTTLE SPACES	
walnut/oak	■



## GLASS HOLDERS

Composed by 3 stainless steel holders.

Holders L. 32 cm can hold max. 3 glasses with diameter of 8,5 cm, while holders L. 46,6 cm max. 4 glasses.

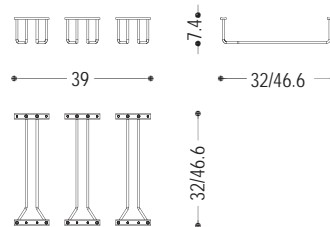
This set needs to be fixed to the top shelf or to another fixed shelf.

For more details please check the technical drawing.

Upon request:

- available in other sizes.
- position of the 3 elements at different distance.

GLASS HOLDERS	
set 3 elements L.32 cm	■
set 3 element L.46,6 cm	■



GLASS HOLDER ELEMENTS

