



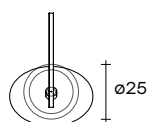
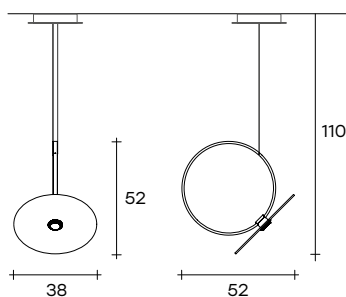
marry me

DESIGN
DAVIDE OPPIZZI

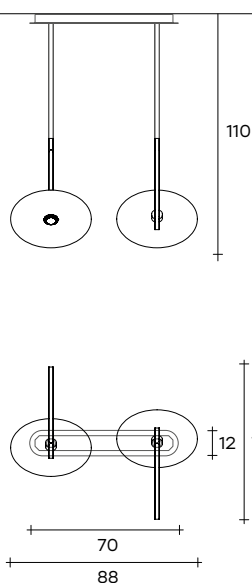
Lampada a sospensione per interni con struttura ad anello in alluminio finitura Mid-Bronze e diffusore in materiale plastico bianco opale. Fonte luminosa a led integrata nella struttura. Diffusore decorativo in vetro extralight, fumè o bronzo da 6 mm fuso a gran fuoco, disponibile in 2 varianti di texture: "organica" o "geometrica".

Suspension lamp for indoor use with Mid-Bronze finish aluminum ring structure and opal white plastic diffuser. LED light source integrated within the structure. Decorative diffuser made of 6 mm-thick high temperature fused glass in extralight, smoked or bronze finish, available in 2 texture variants: "organic" or "geometric".

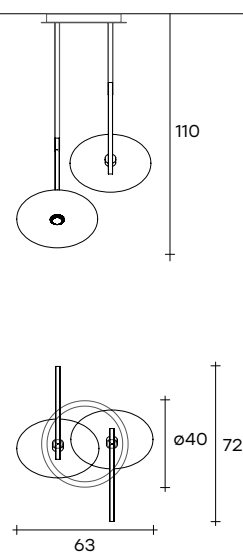
MME-SING



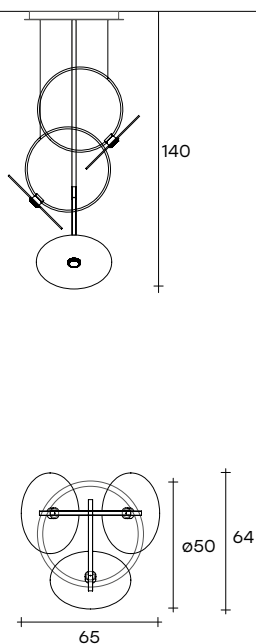
MME-CPL2



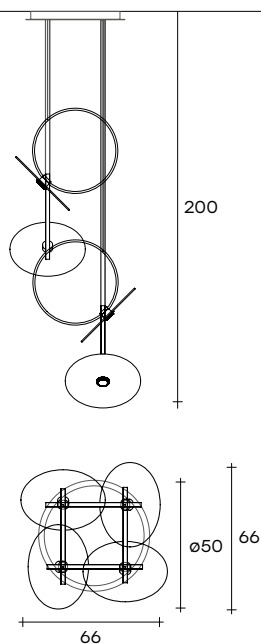
MME-CPT2



MME-CPT3



MME-CPT4



dimensioni L, P, H <i>dimensions L, W, H</i> (cm)	COD./CODE	L	P/W	H	peso netto <i>net weight</i> (kg)	peso lordo <i>gross weight</i> (kg)	volume imballo <i>package volume</i> (m ³)
Lampada singola con rosone tondo da Ø 25 cm. <i>Single lamp with Ø 25 cm round rosette.</i>	MME-SING/	38	52	52	3,5	7	0,033
Composizione da 2 lampade con rosone lineare L 70 cm. <i>Composition of two lamps with L 70 cm linear rosette.</i>	MME-CPL2/	88*	72*	110**	7	12	0,062
Composizione da 2 lampade con rosone tondo Ø 40 cm. <i>Composition of 2 lamps with Ø 40 cm round rosette.</i>	MME-CPT2/	63*	72*	110**	8	13	0,065
Composizione da 3 lampade con rosone tondo Ø 50 cm. <i>Composition of 3 lamps with Ø 50 cm round rosette.</i>	MME-CPT3/	65*	64*	140**	11	18	0,097
Composizione da 4 lampade con rosone tondo Ø 50 cm. <i>Composition of 4 lamps with Ø 50 cm round rosette.</i>	MME-CPT4/	65*	64*	200**	13,5	22	0,122

Prodotto marcato CE, disponibile solo per mercato europeo.
CE certification, only for European countries available.

* L'ingombro delle composizioni può variare in funzione della direzione che viene data ad ogni lampada in fase di installazione.

** ALTEZZE MINIME CONSIGLIATE. L'altezza delle singole lampade è liberamente regolabile in fase di installazione, fino ad un massimo di 300 cm.






* *The overall encumbrance of the compositions may vary depending on the direction given to each lamp during installation.*

** *MINIMUM RECOMMENDED HEIGHTS. The height of the individual lamps can be freely adjusted during their installation, up to a maximum height of 300 cm.*

DIFFUSORE DECORATIVO IN VETRO FUSO DECORATIVE DIFFUSER IN FUSED GLASS		
TIPO VETRO <i>GLASS TYPE</i>	TIPO TEXTURE <i>TEXTURE TYPE</i>	
	Texture Organica <i>Organic texture</i>	Texture Geometrica <i>Geometric texture</i>
Extralight <i>Extralight</i>	VXFOR	VXFGE
Fumè <i>Smoked</i>	VGFOR	VGFGGE
Bronzo <i>Bronze</i>	VBFOR	VBFGE

SPECIFICHE TECNICHE TECHNICAL SPECIFICATIONS	
Tipo sorgente _ <i>Source type</i>	LED
Ingresso _ <i>Input</i>	110-240 V
Potenza _ <i>Power</i>	33 Watt
Temperatura _ <i>Temperature</i>	3000 K
Flusso luminoso nominale _ <i>Nominal luminous flux</i>	4000 Lm
CRI (indice di resa cromatica) _ <i>CRI (color rendering index)</i>	>80%
Dimmerabile _ <i>Dimmable</i>	V1: PUSH
	V2: PUSH + DALI
	V3: PUSH + SMART APP

FINITURE
FINISHES

Struttura in alluminio
Aluminium structureBronzo medio
Mid-Bronze**Diffusore in vetro fuso con texture organica**
Fused glass diffuser with organic textureextralight
extralightFumé
SmokedBronzo
Bronze**Diffusore in vetro fuso con texture geometrica**
Fused glass diffuser with geometric textureextralight
extralightFumé
SmokedBronzo
Bronze