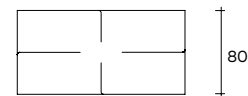
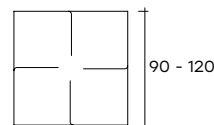
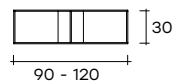


quadra

DESIGN
MATTEO NUNZIATI



portata sul piano: 60 kg
load capacity on top: 60 kg

Tavolino contenitore composto da 4 elementi in vetro curvato da 10 mm interposti tra 2 piani in vetro da 10 mm. Piano superiore e divisori in vetro extralight; basi nelle seguenti varianti: vetro extralight trasparente,

vetro extralight retroverniciato, vetro extralight retroargentato, vetro bronzo retroargentato.

Coffee table/storage unit composed of 4 elements in 10 mm curved glass

mounted between two 10 mm glass racks. Top and partitions in extralight glass, bases available in extralight glass, back-painted extralight glass, extralight mirrored glass, back-silvered bronze glass.

dimensioni L, P, H dimensions L, W, H (cm)	COD./CODE	L	P/W	H	peso netto net weight (kg)	peso lordo gross weight (kg)	volume imballo package volume (m ³)
Tavolino con base in vetro extralight. <i>Coffee table with extralight glass base.</i>	QU/90X	90	90	30	62	88	0,48
	QU/120X	120	120	30	101	140	0,80
	QU/160X	160	80	34	96	133	0,80
Tavolino con base in vetro extralight retro verniciata bianca. <i>Coffee table with extralight white back-painted glass base.</i>	QU/90B	90	90	30	62	88	0,48
	QU/120B	120	120	30	101	140	0,80
	QU/160B	160	80	34	96	133	0,80
Tavolino con base in vetro extralight retro verniciata nera. <i>Coffee table with extralight black back-painted glass base.</i>	QU/90N	90	90	30	62	88	0,48
	QU/120N	120	120	30	101	140	0,80
	QU/160N	160	80	34	96	133	0,80
Tavolino con base in vetro extralight retroargentata. <i>Coffee table with extralight back-silvered glass base.</i>	QU/90S	90	90	30	62	88	0,48
	QU/120S	120	120	30	101	140	0,80
	QU/160S	160	80	34	96	133	0,80
Tavolino con base in vetro bronzo retroargentato. <i>Coffee table with bronze back-silvered glass base.</i>	QU/90BR	90	90	30	62	88	0,48
	QU/120BR	120	120	30	101	140	0,80
	QU/160BR	160	80	34	96	133	0,80

DIMENSIONI SU RICHIESTA _ CUSTOM DIMENSIONS

Per misure comprese tra 90 cm < x < 119 cm vengono usati gli elementi curvi del tavolo da 90x90 cm, per misure maggiori di > 120 cm si utilizzano i vetri curvi del tavolo da 120x120 cm.

For sizes between 90 cm < x < 119 cm curved elements of the 90x90 cm table are used, for sizes over 120 cm curved glasses of the 120x120 cm table are used.

FINITURA BASI BASE FINISH

SPESSORE THICKNESS





Vetro extralight retrolaccato RAL
Extralight RAL glass back-lacquered

10 mm

Vetro fumè retroargentato
Smoked glass back-silvered

10 mm

FINITURE
FINISHES

Struttura in vetro curvato
Curved glass structurevetro extralight
extralight glass**Piano in vetro**
Glass topvetro extralight
extralight glass**Base in vetro**
Glass topvetro extralight
extralight glassvetro extralight
retroverniciato bianco
extralight white
back-painted glassvetro extralight
retroverniciato nero
extralight black
back-painted glassvetro extralight retroargentato
extralight back-silvered glassvetro bronzo retroargentato
bronze back-silvered glass